

A watercolor painting of a flower, likely a peony, with a large yellow center and pink petals. The painting is on the left side of the image, with a dark blue diagonal band running from the top right to the bottom left. The text is overlaid on the white background on the right.

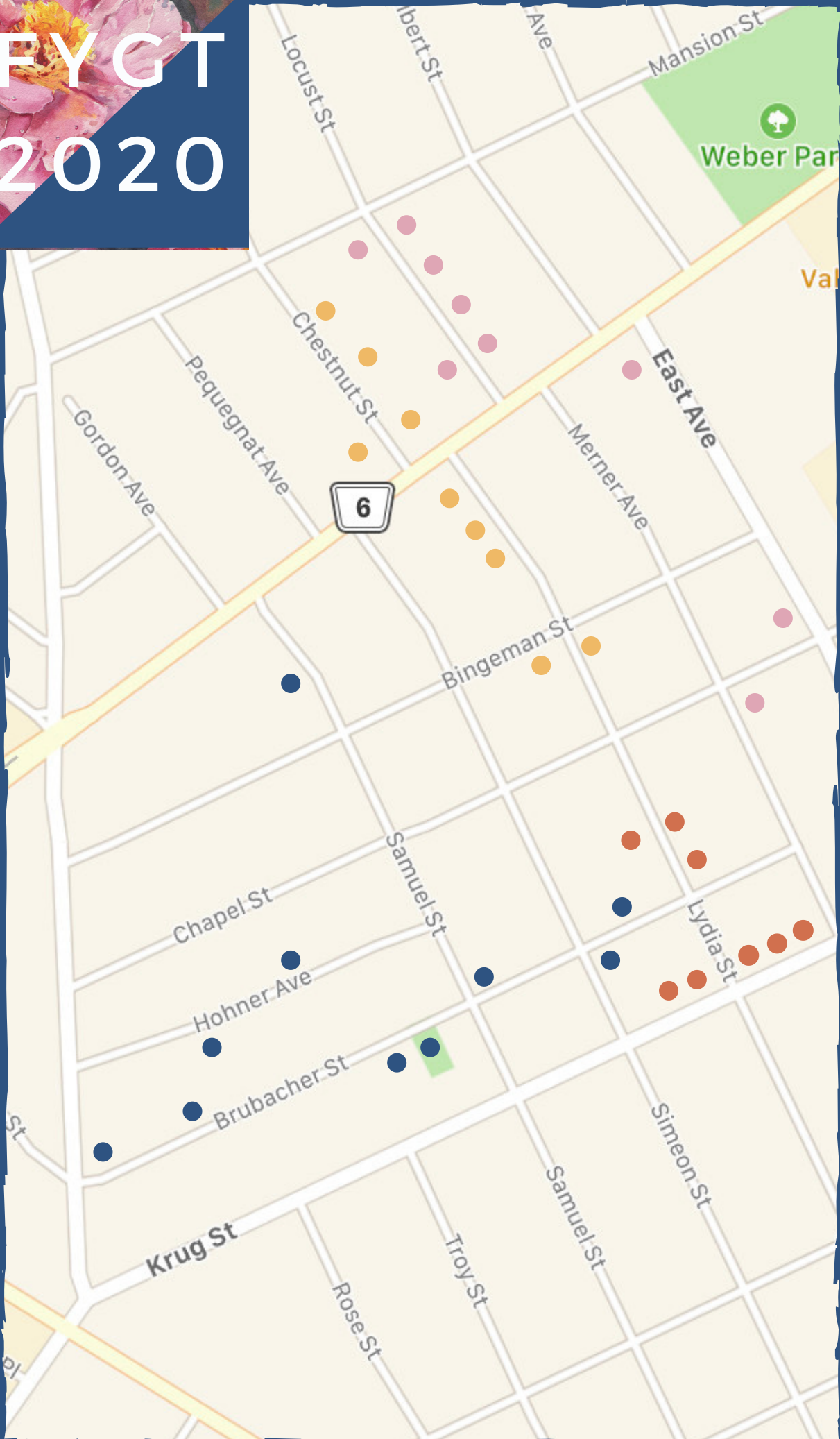
CANDICE LEYLAND

OLDE BERLIN TOWN &  
CENTRAL FREDERICK

# **FRONT YARD GARDEN TOURS**

Saturday September 19th  
2-4PM

# FYGT 2020



100 MERNER  
100 EAST  
11 EAST  
108 LOCUST  
101 LOCUST  
94 LOCUST  
82 LOCUST  
75 LOCUST  
74 LOCUST

74 CHESTNUT  
94 CHESTNUT  
105 CHESTNUT  
105 CHESTNUT  
17 LYDIA  
21 LYDIA  
25 LYDIA

50 LYDIA  
59 LYDIA  
101 LYDIA  
118 LYDIA  
120 LYDIA  
164 KRUG  
160 KRUG  
152 KRUG  
140 KRUG  
136 KRUG

102 BRUBACHER  
91 BRUBACHER  
96 SAMUEL  
BRUBACHER GREEN  
61 BRUBACHER  
22 BRUBACHER  
198 LANCASTER  
39 HOHNER  
62 HOHNER  
21 SAMUEL





CANDICE LEYLAND

# FYGT LEGEND


**POLLINATOR PATHWAYS**



**RAIN GARDEN**



**VEGETABLE GARDEN**



**NO GARDEN HOST**



100 MERNER



101 EAST



11 EAST

108 LOCUST

101 LOCUST



94 LOCUST

82 LOCUST



75 LOCUST

74 LOCUST



Elegant rain garden with perennials - Sunny

Heather (originator of Santa's Pathway) designed a beautiful rain garden that she had installed last year.

With no watering in this very hot, dry summer her perennial plants have been lush and full of blooms especially the black-eyed Susans. Elegant example of a rain garden and permeable pathway.

Rain garden - Sun/Shade

Stone Soup for Butterflies, REEP and CFNA Environmental Skillshares Workshops collaborated on this rain garden project. It was installed by Eva (newly enthusiastic gardener) and a crew of volunteers last September.

Only pond on tour- Sunny - Kitchener In Bloom

Owners have put in a large pond in their must-see front yard. To fit in all their plants and bushes they have used their wide boulevard as well. Plan to spend 10-15 minutes here looking at all the water plants, grasses, hostas, roses etc....

Mix of shrubs and perennials with always something in bloom - Sun/Shade

Over the last 15 years, Slyvie and Doug have added many flowering bushes and perennials to their yard. Come see the newer perennial bed that Slyvie planted five years ago.

Whimsical shady garden - Shady

A gardening neighbour encouraged Sandy to create a whimsical garden bed in her shady front yard. Bird cages and other touches create a playful front yard.

Evolution of a garden - Shady

Over the years as the trees grew, this garden went from sunny to shady. Maria has slowly converted her garden from a vegetable garden to its current state.

Very diverse garden with many native plants - Sun/Shade - Kitchener In Bloom

With careful rain water management Kathy has to do very little watering in this lush garden bursting with many plants. Come learn about water management, native plants and the introduction of logs in her garden.


Playful shady garden that attracts many young visitors - Shady

This garden will bring a smile to your face. Ellen has planted the many perennials in her flower beds. Katie adds the whimsical touch to the garden which includes a Locust Lion Safari.

Corner lot that's always in view of front and side yard - Sun/Shade

Huguette and Ken have created beautiful gardens on their property. Being on the corner allows visitors to see their shady front yard, mixed lighting side yard and a distant view of the sunny vegetable garden in the back. This lovingly planned garden always has something in bloom.





# RAIN GARDENS



With the increasingly intense rains it is important to divert as much water from the sewer system as possible.

Rain gardens are an attractive way of collecting rain that runs off a roof or driveway that will then slowly seep into the soil to keep the garden hydrated.

Learn about rain gardens at 101 East Ave with Matt from REEP. Around the corner at 100 Merner see an elegant rain garden and permeable pathway. A gardener uses rain water management to keep her garden lush at 82 Locust



74 CHESTNUT

Corner lot with new perennial garden - Shade/Sun

This year Annette has created a brand new front yard garden that uses annuals to enhance perennial plants. This fall she is having a pathway installed to further her garden vision. She will be happy to chat enthusiastically about her garden.

94 CHESTNUT

Garden that uses full shade effectively -Shady

Mary's garden with its maple trees has a pathway winding throughout the front lawn to allow easy access to her perennials. Mulched garden includes a bench and bird bath as features. To add color she has dragon wing begonias that can be moved throughout her garden.

105 CHESTNUT



Stone wall and wooden structure - Shady

Steve has built an amazing stone wall that adds interest to his garden of perennials that include bee balm, liatris, and grasses. Other ornamentation is a wooden sculpture.

122 CHESTNUT



Landscape architect provided plan for this garden - Shade/Sun

With the help of a landscape architect Cathy has created a peaceful front yard. It includes a red maple, plum, hydrangea and magnolia tree. Pollinators appreciate the milkweed and boulevard plants in her garden.

17 LYDIA

Stone wall in progress to showcase perennials - Sunny

Homeowner is building a spectacular low wall in front garden. Once it is completed, Annette will relocate their existing perennials closer to the sidewalk and a stone patio will be expanded behind the wall.

21 LYDIA



Beautifully planned perennial garden - Shade/Sun - Kitchener In Bloom

Monica has created a garden of perennials and shrubs with a pathway running through it. Latest addition is an oval flower bed put in 4 years ago.

25 LYDIA


Mulched perennial beds - Sun/Shade

Entire front yard and right side of house are mulched perennial beds. Dale and Rick can relax on their comfy front porch and enjoy all the beautiful gardens on this street.







# POLLINATOR PATHWAYS



If you build it , they will come. Pollinator Pathway gardens planted in 2019 at 102 Brubacher and 136 Krug provide pollen for butterflies and bees.



Monarch butterflies love milkweed.  
164 Krug has milkweed and other  
pollinator friendly plants.  
See if you can spot milkweed in other  
gardens.



50 LYDIA



Flower beds coordinate with vibrant front door -Sunny/Shade

Teresa has carefully chosen the plants in her front and side gardens to complement her purple door. With a great eye for color, she always creates her beds with a mix of perennials and annuals.

59 LYDIA



No sidewalk allows for larger front garden - Shady - Kitchener In Bloom

Leisa and Gary have created a spectacular shady perennial garden over the last seven years. Careful planning has created this peaceful garden.

101 LYDIA



New boulevard garden created in 2020 - Sunny - Kitchener In Bloom

Owners' son created this new rain garden on their boulevard. He used mostly plants from their existing gardens and added a riverbed pathway . Extra details include driftwood and rocks of various shapes and sizes.

118 LYDIA



Gorgeous perennial bed in front of porch - Sunny

Dan planted his flower bed about 5 years ago with a wealth of knowledge and a great artistic eye. This garden is worth revisiting many times throughout the summer to see what is in bloom.

120 LYDIA

English country style garden bursting with perennials - Sunny

Vicki's love of older perennials are evident in her garden, which includes hortensia, obedient plant and tansy just to name a few. Rose of Sharon, an evergreen and a lovely smoke bush fill in this lush garden.

164 KRUG



Corner lot with pollinator attractive garden- Sunny

Evie and Mathew have put in many unusual plants in their front, side and boulevard gardens including milkweed, mullein, Queen's Anne's lace, plume poppies and thistle. Come marvel at their spectacular linden tree that is majestic throughout the year.



## 160 KRUG



Organized chaos as described by gardener's dad - Shade/Sun


Maple on boulevard and large pine tree in front yard make this a mostly shady garden with a sunny area near the driveway and house. Susan is a plant enthusiast who always manages to find room to squeeze in another plant in her perennial garden.

## 152 KRUG

Perennial garden with a focal point planter year round on front porch - Sun/Shade

Martha expresses her great artistic skills in the her garden. Her boulevard garden is filled with perennials including several grasses. Front yard garden is a mix of shrubs and perennials .Her porch always has a seasonal planter and wreath.

## 140 KRUG



Corner lot with ever evolving garden of new ideas - Sunny - Kitchener In Bloom

After careful research Paula has experimented with growing vegetables in pots, a clover patch, a wild meadow patch. She has been including more native plantings such as oakleaf hydrangea and serviceberry. She hosted an informative environmental Skillshares workshop last summer on growing salad greens in a pot.


## 136 KRUG



Pollinator pathway garden -Sun/Shade

Last year Stone Soup for Butterflies organized the planting of this pollinator garden in one afternoon. It is amazing how well established a native plant garden can become in one year. James helped install this garden and the rain garden at 101 East Ave.





# STONE GARDEN WALLS

Plants appreciate the moisture and cool soil that stones can provide in the summer months and in the winter the same crevices stay warmer and quickly drain moisture away from the plant roots.

Come see a stone wall in progress at 17 Lydia. For a finished wall go to 105 Chestnut built by the owner.







# BOULEVARD GARDENS

When you run out of space for your plants use the boulevard. Example shown is at 101 Lydia. Other boulevard gardens at 198 Lancaster, 152 Krug(sunny) and 160 Krug(shady)



102 BRUBACHER



Sunny garden with new pollinator garden - Sunny  
This pollinator garden was planted last fall as part of the CFNA Pollinator Pathway Project/aka Stone Soup for Butterflies. This beautifully lush garden shows how established native plants can get in just one very hot and dry summer. Tina has also planted a small butterfly garden in front of her house.

91 BRUBACHER



Corner lot with great mix of trees, bushes and plants- Sun/Shade  
Miriam has created a wonderful large bed of bushes donated by family and friends .Her sunny small flower bed on the boulevard packs in many colourful annuals. Come and get some ideas for your next year's garden.

96 SAMUEL



BRUBACHER  
GREEN

Corner lot shows shady front and sunny side yard - Sun/Shade  
Several trees provide shade for Susan's front porch flower beds. Her sunny side yard is a lush English country cottage style garden that is a delight to walk by and admire all spring and summer.

Come visit Kitchener In Bloom, Master Gardeners and Garden Kitchener. Ask the experts any questions or come by and discuss event options that you would like to see in the Central Frederick Neighbourhood Association with the CFNA Executive Board. We are always looking for ideas, volunteers and will support inclusive community initiatives. Come by and drop us a line!





61 BRUBACHER



Rock garden - Sun/Shade - Kitchener In Bloom

Laura moved her fence to allow more room for her front garden. Garden is inviting blend of plants, art, fairy doors and comfy colourful Muskoka chairs. Laura can be found in her garden when not busy with many CFN initiatives.

22 BRUBACHER

Naturalized front garden and boulevard - Sun/Shade

Shane (part of Stone Soup for Butterflies Project) has a native plant garden to attract pollinators. Come learn the difference between goldenrod and ragweed in his garden that is interspersed with art. Shane also helped install rain garden at 101 East.

198 LANCASTER



Corner lot brimming with plants - Sunny

Theresa has filled her front, side and narrow boulevard gardens with colourful plants. She is gradually incorporating more native plants into her garden. Come see how repurposed doors can create a beautiful fence.

39 HOHNER



Experimenting with fruit and vegetable growing - Sunny

Keenan and Veda have embarked on an adventure of learning how to grow their own veggies and fruit. Come see their bountiful garden and many other great garden related projects. Keenan helped install rain garden at 101 East. Also on Front Yard Garden Tour.

62 SAMUEL



Garden accented with colourful ceramics - Sun/Shady

Amanda and Kyle have made full use of their front yard and boulevard. Garden has colourful mums on the stairs and alyssum lining both sides of sidewalk.

21 SAMUEL



Hedge of tall sunflowers - Sunny

Teressa has created a vibrant garden of annuals and perennials. Behind the spectacular mass of sunflowers is a glorious mix of hostas, coneflowers and hollyhocks. A must see garden.